

Forest-Based Sector
Technology Platform



*Developing the Strategic Research Agenda (SRA)
for the Forest-Based Sector Technology Platform (FTP)*

Analysis: Forestry

May 24, 2005

Table 1 Evaluation statistics

Theme	Core	Feasibility			Industrial relevance			Novelty		
		Average	Stdev	Range	Average	Stdev	Range	Average	Stdev	Range
Theme 1	0.00	4.00	1.08	[3,6]	3.91	1.16	[2,6]	3.09	1.50	[1,5]
Theme 2	0.00	4.18	1.80	[1,7]	4.09	1.78	[1,7]	2.50	1.28	[1,5]
Theme 3	100.00	4.50	0.81	[3,5]	5.40	0.66	[5,7]	5.00	1.48	[2,7]
Theme 4	100.00	4.78	1.23	[3,7]	5.00	1.34	[3,7]	4.00	0.94	[3,5]
Theme 5	9.76	4.80	1.08	[3,7]	4.10	0.94	[3,5]	3.70	1.00	[3,6]
Theme 6	0.00	2.78	1.13	[1,4]	3.60	1.50	[1,5]	3.22	1.31	[1,6]
Theme 7	0.00	3.20	1.33	[1,5]	3.56	1.17	[1,5]	2.89	1.29	[1,5]
Theme 8	0.00	3.89	1.10	[3,6]	3.44	1.34	[1,6]	3.20	1.47	[1,6]
Theme 9	0.00	4.33	1.05	[3,6]	4.56	1.17	[3,6]	3.22	1.31	[1,5]
Theme 10	0.00	3.89	1.37	[1,5]	4.10	1.04	[3,6]	2.30	1.10	[1,4]
Theme 11	24.39	4.38	1.65	[1,7]	4.70	1.55	[3,7]	4.11	1.85	[1,7]
Theme 12	0.00	4.33	1.41	[3,7]	4.50	1.86	[1,7]	3.80	1.25	[1,5]
Theme 13	87.80	5.13	1.05	[3,7]	5.44	1.26	[3,7]	4.00	1.49	[1,6]
Theme 14	14.63	4.50	1.98	[2,7]	5.00	0.87	[4,7]	2.86	2.10	[1,7]
Theme 15	14.63	3.71	1.75	[1,7]	3.38	1.58	[1,5]	4.63	1.73	[2,7]
Theme 16	26.83	3.50	1.73	[1,7]	3.89	1.10	[2,5]	4.78	1.99	[1,7]
Theme 17	0.00	3.25	0.43	[3,4]	4.50	1.66	[3,7]	3.00	0.00	[3,3]
Theme 18	17.07	4.67	1.49	[3,7]	4.50	1.38	[3,7]	3.83	1.67	[1,6]
Theme 19	0.00	3.45	1.72	[1,6]	3.70	2.10	[1,7]	2.90	1.45	[1,5]
Theme 20	0.00	4.00	1.49	[1,6]	3.33	1.33	[1,6]	3.56	1.42	[1,6]
Theme 21	26.83	4.00	1.49	[1,6]	4.44	1.95	[1,7]	4.44	1.34	[3,7]
Theme 22	17.07	3.78	0.92	[3,5]	4.60	1.56	[1,7]	4.20	1.83	[1,7]
Theme 23	0.00	3.89	1.37	[1,5]	4.11	1.37	[3,7]	3.89	1.45	[1,6]
Theme 24	0.00	4.25	1.09	[3,6]	4.38	0.86	[3,5]	3.86	1.12	[3,6]
Theme 25	100.00	4.75	1.64	[2,7]	5.38	1.41	[3,7]	4.75	1.48	[3,7]
Theme 26	2.44	4.30	1.42	[2,7]	4.60	1.69	[2,7]	3.70	1.49	[1,6]
Theme 27	0.00	4.22	1.13	[2,5]	3.60	1.02	[2,5]	3.11	1.20	[1,5]
Theme 28	29.27	4.63	1.41	[2,7]	4.33	1.56	[2,7]	4.22	1.55	[1,6]
Theme 29	0.00	4.00	1.60	[1,6]	3.25	1.56	[1,5]	3.50	1.22	[1,5]
Theme 30	97.56	4.75	1.79	[1,7]	5.11	1.20	[3,7]	4.22	1.75	[1,7]
Theme 31	0.00	4.11	0.99	[3,5]	4.44	1.07	[3,6]	3.11	1.29	[1,5]
Theme 32	0.00	3.00	1.15	[1,5]	3.57	1.29	[1,5]	1.86	1.12	[1,4]
Theme 33	0.00	3.67	1.49	[1,5]	4.50	1.98	[1,7]	3.83	1.67	[1,6]
Theme 34	17.07	4.22	0.92	[3,5]	5.00	1.56	[2,7]	3.44	1.57	[1,5]
Theme 35	0.00	4.20	1.08	[3,6]	3.80	1.08	[2,5]	3.00	1.34	[1,6]
Theme 36	14.63	4.67	1.33	[3,7]	4.30	1.27	[1,5]	3.90	1.81	[1,7]

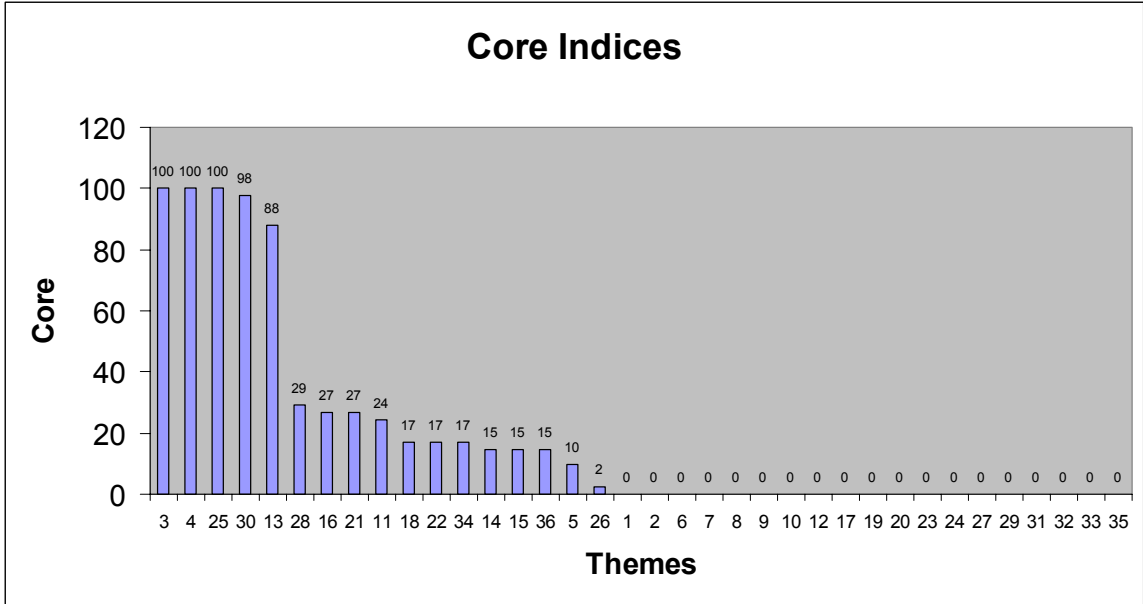


Figure 1 Core indices

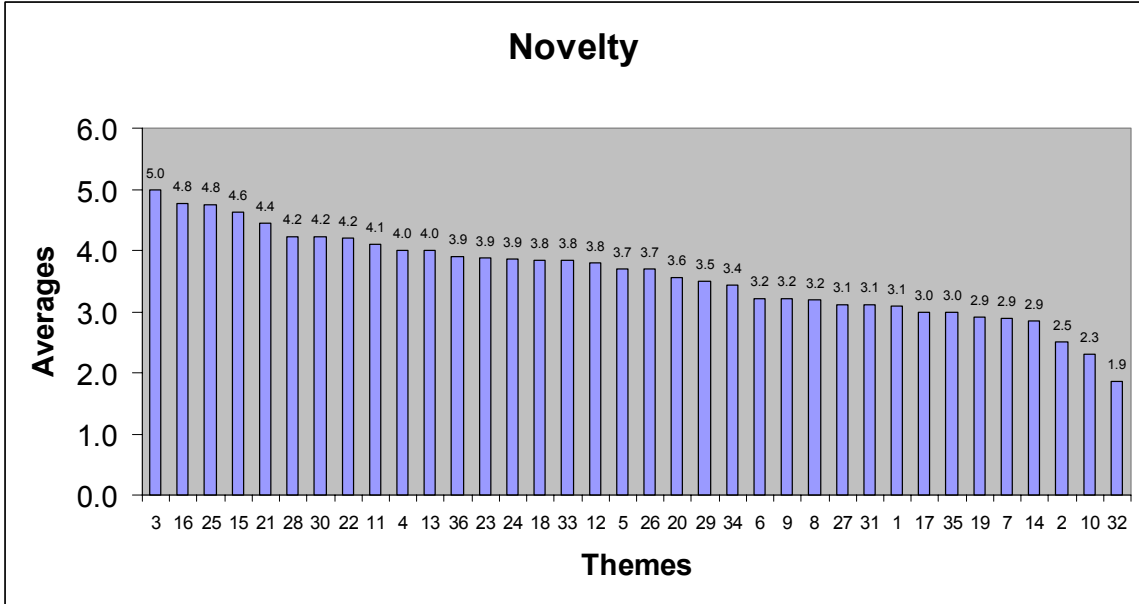


Figure 2 Themes sorted by novelty

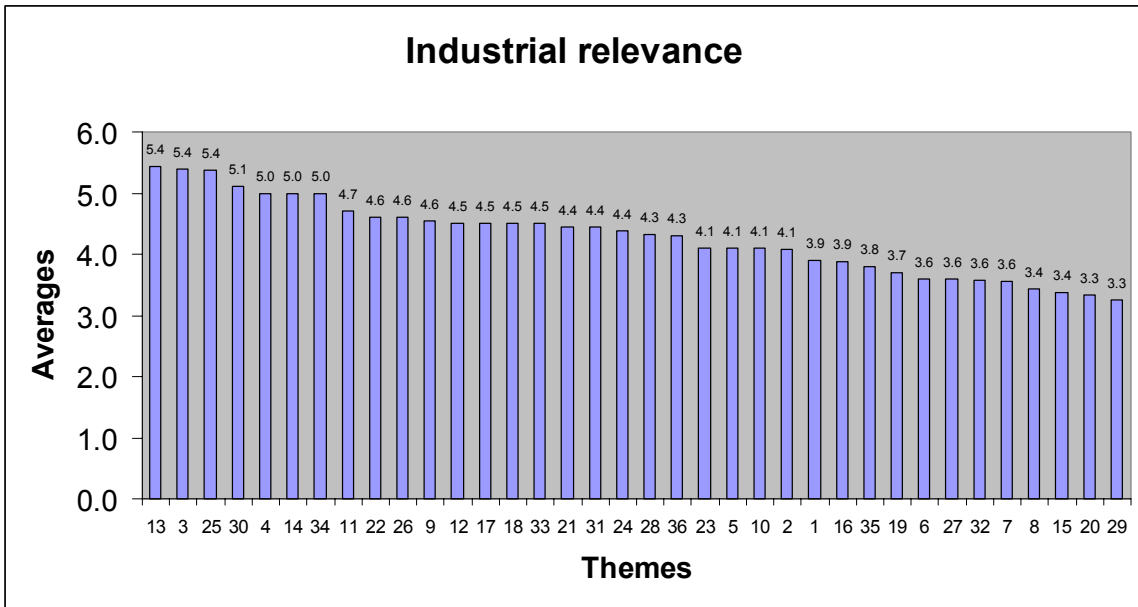


Figure 3 Themes sorted by industrial relevance

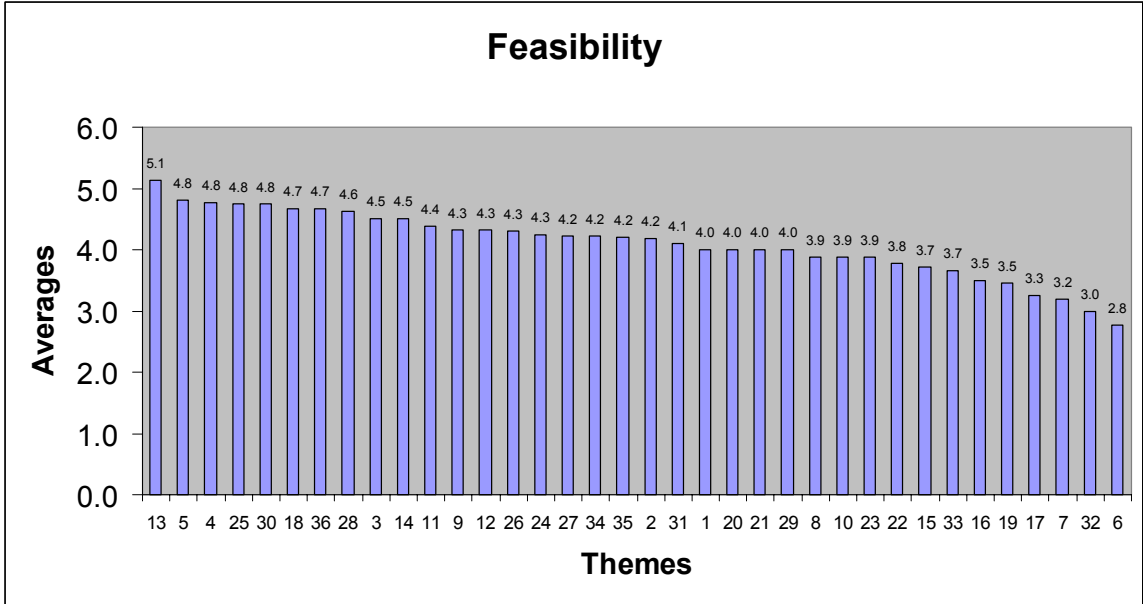


Figure 4 Themes sorted by feasibility

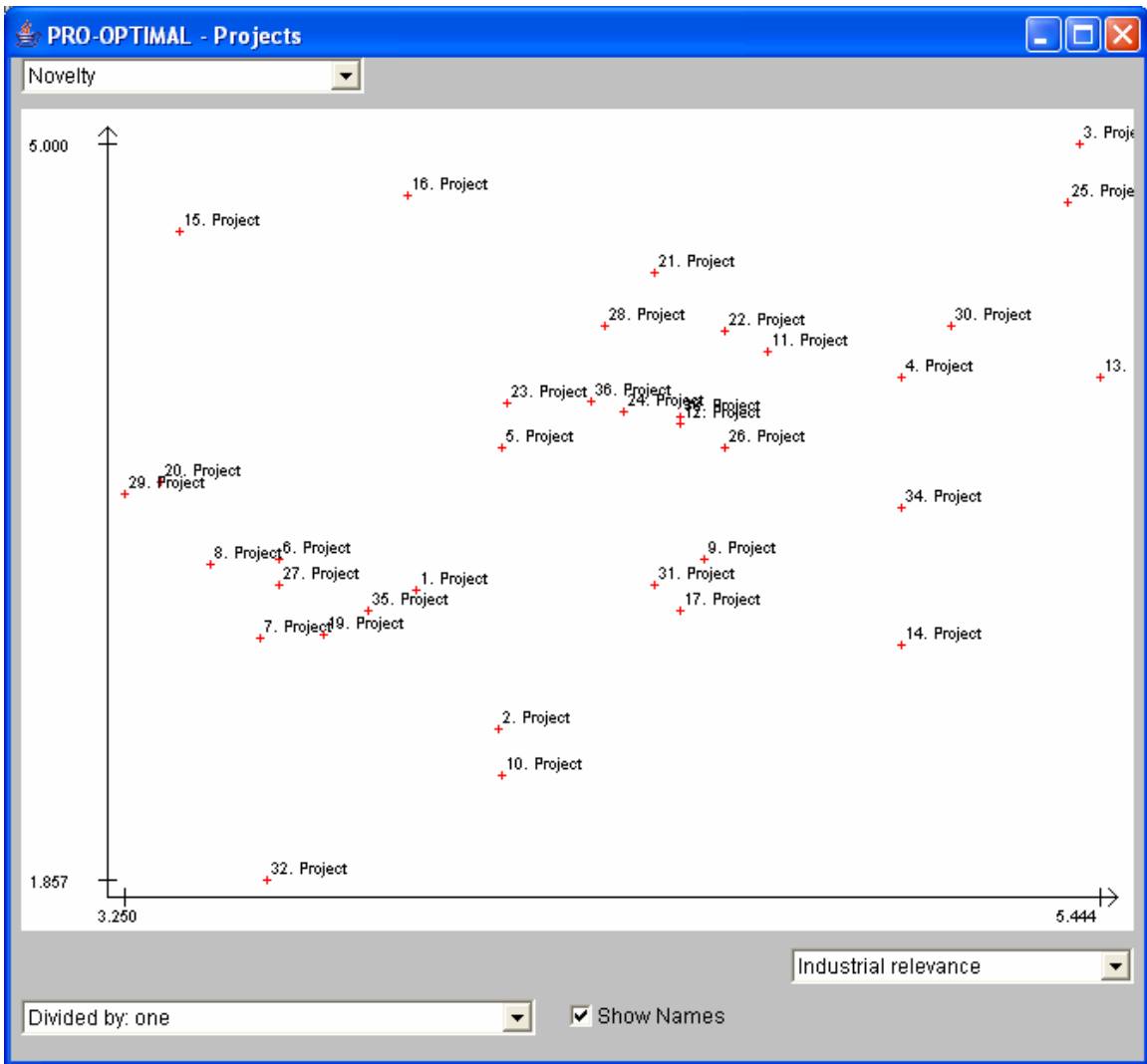


Figure 5 Industrial relevance – novelty surface



Figure 6 Feasibility-novelty surface



Figure 7 Feasibility-industrial relevance surface

